


















New version ATF adaptor 72pcs/set

No.	Name	Adapter No.	Photo	Applicable models	Gearbox Mode	Remark
A01	TOYOTO CROWN	201020047		CROWN, REIZ LEXUS Is300 LEXUS Es300 LEXUS Gs300	For front-wheel-drive or all-wheel-drive in 6 Speed (TF-60SN)	Open hood, detach automobile storage battery and air filter, use screwdriver screw out of radiator above the transmission, then mount four nut into the joint and it finished. (1 pcs/1 car)
A02	Audi	201020073		Audi A4, A6 PASSAT 5HP	simulate 7 Speed CVT (01)	Detach the washer below transmission, and find the automobile cooling oil in the front bumper, then screw out two nut(Warning: The operation is easily detach the steering assisted oil pipe, so please take it carefully)(1 pcs/1 car)
A03	Buick	303220019		Cadillac (SRX, XTS) EUBUICK(LaCrosse,Regal,Excelle, NCORE,Enclave, GL8) Chevrolet(Spark,Captiva,Cruze, Malibu,Lova,Epica), Dodge cool Bo(CVT),Jeep Compass,Jeep Cherokee	For Front-wheel-drive or All-wheel-drive in 4 or 6 Speed(6T40/6T45E/4T60)	Generally speaking, the operation start after detached heat dissipation oil pipe and the spring which connected water box and put on the professional connection in Buick and Chevrolet. (1 pcs/1 car)
A04	CROWN	201020053		CROWN, REIZ	For front-wheel-drive or all-wheel-drive in 6 Speed(A760/A761/A960)	Detach radiator from the left of the transmission and screw professional connection into oil inlet and outlet transmission with thread (1 pcs/1 car)
A05	Roewe	303220018		Roewe, VolvoS40, S60	For Front-wheel-drive or All-wheel-drive in 5 Speed (AW55-50SN)	Detach heat dissipation oil pipe on the transmission and put the professional connection on.(1 pcs/1 car)
A07	Audi	201020079		Audi A4, A6 PASSAT 5H	Simulate 8 Speed CVT(01T)	Detach the washer below transmission, and find the automobile cooling oil in the front bumper, then screw out two nut(Warning: The operation is easily detach the steering assisted oil pipe, so please take it carefully) (1 pcs/1 car)
A08	Landrover	201020108		Landrover Freelander2/3 Roewe750	For All-wheel-drive in 6 Speed(TF-81SC)	Detach one heat dissipation oil pipe on the transmission directly and screw out two nut and mount the connection (1 pcs/1 car)
A09	BMW	201020109		BMW X5	For All-wheel-drive in 6 Speed(ZF6HP19/21)	Detach the connection between heat dissipation oil pipe and water box 1 pcs/1 car
A10	BMW X6	201020110		BMW X6	For all-wheel-drive in 6 Speed(TF- 80SC)	Detach the connection between heat dissipation oil pipe and water box 1 pcs/1 car
A11	BMW Series5 Series3	201020111		BMW Series5 Series3 Series 7 BMW X5	For Rear-wheel-drive or All-wheel-drive in 6 Speed (ZF-6HP19/21/24/26/28)	Detach the quick connection of heat dissipation oil pipe near water box. (Old X5 series need to cut the connection about 1 cm and put on the professional connection. Detach the quick connection requires professional tools) (1 pcs/1 car)
A12	Citroen	201020144		Peugeot 207/307, C-QUATRE C-Triomphe	front-wheel-drive in 4 (AL4)	After detached the front wheel on the left, you can see the radiator(Round) detached. And, the operation could be start after screwed middle of the nut for fixing the professional connection. (1 pcs/1 car)
A13	Peugeot	201020151		Peugeot 3008, 4008 Citroen C5/C4	For front-wheel-drive in 6 Speed(TF-80SC)	Detach the protection pad below automobile chassis, you can see the radiator(Round) in front of the transmission and detach it directly (1 pcs/1 car)
A14	Peugeot,Citroen	201020152		Peugeot3008 CitroenC5/C4	For Front-wheel-drive in 6 Speed(TF-80SC)	Detach the protection pad below automobile chassis, you can see the radiator(Round) in front of the transmission and detach it directly use nuts to fixed the professional connection in the middle (1 pcs/1 car)
A15	Chevrolet Sail	201020143		Chevrolet Sail	For Front-wheel-drive in 4 Speed	1 pcs/1 car
A16	Volkswagen 09G	201020207		Volkswagen(Bora,SAGITAR,Lavida,SANTANA,Jetta,Touran) SKODA(Fabia,Octavia,Superb) BESTUN(B50,B70,B90,MPV) 09G	For All-wheel-drive system or Front-wheel-drive in 6 Speed(TF-61SN)	Open hood, detach automobile storage battery and air filter, use screwdriver screw out of a nut in radiator above the transmission, then install four nuts into the joint and it finish.(Have to install the little round washer, or it will not seal) (1 pcs/1 car)
A17	Bora Golf Polo Lavida Skoda	201020212		Volkswagen(Bora,SAGITAR,Passat,SANTANA,Jetta,Touran) SKODA(Fabia,Octavia,Superb) BESTUN(B50,B70,B90,MPV) 09G	For All-wheel-drive system or Front-wheel-drive in 6 Speed(TF-60SN)	Open hood, detach automobile storage battery and air filter, use screwdriver screw out of radiator above the transmission, then mount four nuts into the joint and it finished. (1 pcs/1 car)
A18	Old Bora Golf 4	201020216		Volkswagen(Bora,SAGITAR,Passat,SANTANA,Jetta,Touran) SKODA(Fabia,Octavia,Superb) BESTUN(B50,B70,B90,MPV) 09G	For Front-wheel-drive in 4 Speed(01M)	Open hood and the radiator on the transmission. Screw out two nut in the face on the radiator and detach the radiator. Connect two of the professional connection by nuts (1 pcs/1 car)

New version ATF adaptor 72pcs/set

No.	Name	Adapter No.	Photo	Applicable models	Gearbox Mode	Remark
A19	SAGITAR MagotanCC New Passat Superb 096G	201020214		Volkswagen(Bora,SAGITAR,Lav ida,Passat,SANTANA,Jetta,Tou ran) SKODA(Fabia,Octavia,Superb) BESTUN(B50,B70,B90,MPV) 09G	For All-wheel-drive system or Front-wheel-drive in 6 Speed(TF-60SN)	Open hood, detach automobile storage battery and air filter, use screwdriver screw out of radiator above the transmission, then mount four nut into the joint and it finished. (1 pcs/1 car)
A20	2.0DONGFENG- NISSAN	201020193		New Sunny,TIDA,Bluebird Sylphy Sunny, Qashqai	Simulate 6 Speed CVT(RE0F01/06A)	Detach the protection pad below the vehicle by vehicle lift. Detach the radiator in front of transmission and connect professional connection with aligning the position of nuts 1 pcs/1 car
A21	New DONGFENG- NISSAN	201020194		NISSAN New Sunny, Teana 2.0L Mitsubishi ASX	Front-wheel-drive 6 Speed CVT(UF011E/RE0F10A)	Detach the transmission independent radiator on the bottom-right and connect professional connection with aligned the position of nuts 1 pcs/1 car
A22	TOYOTA new ASX Corolla Nevin	201020213		New Toyota Yizhi / Ralink / Corolla	Simulate 6 Speed CVT(K110)	Open hood and use screwdriver screw out square independent radiator above the transmission, then mount four nut into the joint and it finished. (1 pcs/1 car)
A23	DONGFENG-NISSAN	201020195		SHUTTLE	Simulate CVT	Open hood and use screwdriver screw out of radiator above the transmission, then install four nuts into the joint and it finished. (1 pcs/1 car)
A24	Benz M1	201020209		Benz A.B.C.MLE. GLS	For All-wheel-drive system or Rear-wheel-drive in 7 Speed(722.9)	Detach the protection pad on the automobile chassis and the quick connection between water box and heat dissipation oil pipe (1 pcs/1 car)
A25	TOYOTA LAND CRUISER	201020215		TOYOTA LAND CRUISER	For All-wheel-drive system in 5 Speed	Detach the protection pad on the automobile chassis (on the transmission left nearly)and detach the radiator in the transmission and put on the professional connection (1 pcs/1 car)
A26	Volkswagen Tiguan	201020220		Volkswagen Tiguan	For all-wheel-drive system or front-wheel-drive in 6 Speed(09M)	Detach the protection pad on the automobile chassis and detach the nuts which connected between transmission and heat dissipation oil pipe. (1 pcs/1 car)
A27	Touareg 09D	201020221		Audi Q7, Touareg,Cayenne	For all-wheel-drive system or front-wheel-drive in 6 Speed (TR- 60SN)	Detach the protection pad below automobile chassis. Detach the professional connection in the cooling oil pipe (1 pcs/1 car)
A28	Benz E	201020222		Benz 722.9series	For All-wheel-drive system or Rear-wheel-drive in 7 Speed(722.9)	1 pcs/1 car
A29	Tiguan	201020225		Tiguan,Cayenne,Q7	For All-wheel-drive system in 8 Speed(OC8/TR-80SD)	Detach the protection pad on the automobile chassis and detach connection on the cooling oil pipe (1 pcs/1 car)
A30	BMW	201020226		BMW 3series, 5series	For all-wheel-drive system in 8 Speed(ZF8HP45/70/90)	Detach the protection pad below automobile chassis. Detach the nuts which connected transmission and cooling oil pipe near the right of the transmission, then put on the professional connection for fixing the position (1 pcs/1 car)
A31	Landrover6HP-24	201020227		Landrover Range Rover, Discovery, Evoque	For all-wheel-drive system in 6 Speed(6HP-24)	Detach the protection pad below automobile chassis. In right of the transmission, detach nuts between cooling oil pipe and transmission (1 pcs/1 car)
A32	BMW6HP	201020235		BMW 7series ,X6	BUM Connection 6HP	Detach the protection pad below automobile chassis. In right of the transmission, detach nuts between cooling oil pipe and transmission (1 pcs/1 car)
A33	Audi A6L	201020238		Audi A6(2.5T)	Audi CVT	Detach the quick connection in independent heat dissipation oil pipe(Clasp fixing)Install the professional connection 1 pcs/1 car
A34	Qashqai2011	201020240		Qashqai2.0	simulate 6 Speed CVT	Detach the radiator in the right-bottom of the transmission by vehicle lift install the professional connection after aligned the position of the nut 1 pcs/1 car
A35	VolkswagenCC2010 09G	201020241		2010 Volkswagen CC	6 Speed (09G)	Open hood, detach automobile storage battery and air filter, use screwdriver screw out of radiator above the transmission, then mount three nuts into the three angle and fixed it with professional connection. (1 pcs/1 car)

New version ATF adaptor 72pcs/set

No.	Name	Adapter No.	Photo	Applicable models	Gearbox Mode	Remark
A36	Landrover Evoque9AT	201020245		Landrover Evoque	9 Speed	Detach heat dissipation oil pipe on the transmission and put the professional connection on.(1 pcs/1 car)
A37	MAZDA C-X	201020247		MAZDA C-X5	6 Speed(DQ250)Front-wheel- drive or all-wheel-drive	Detach the protection pad below automobile chassis. Detach independent radiator in front of the transmission and install the professional connection after aligned the position of the nut (1 pcs/1 car)
A38	Volkswagen(SAGITAR, Lavidá,CC)	201020249		Volkswagen(SAGITAR, Lavidá, S ANTANA, CC, Golf)	6Speed(DQ250)	Suggest that use DSG double clutch wet professional oil (1 pcs/1 car)
A39	Audi Q5, A8	201020250		Audi Q5, A8	For all-wheel-drive system in 8 Speed(ZF8HP55)	Detach the protection pad below automobile chassis. Detach the nuts which connected cooling oil pipe into the right of the auto transmission, then install the professional connection after screwed nuts (1 pcs/1 car)
A40	Benz 5	201020251		Benz SLK/CLK	5 Speed	Open hood and find the cooling oil pipe on the left of the car headlights, then detach the quick connected snap ring. (Need to detach nuts in the frame of the cooling oil pipe)
A41	COROLLA K311	201020259		COROLLA K311	K311	Open hood and use screwdriver screw out of radiator above the transmission, then fixing the professional connection with nuts. (1 pcs/1 car)
A42	New Audi A6L A4L	201020260		New Audi A6L A4L	simulate 7 Speed CVT (01J)	Detach the protection pad on the automobile chassis and the nuts in the cooling oil pipe on the right of the transmission, then fasten the nuts after aligned (1 pcs/1 car)
A43	Cadillac	201020279		A47 Cadillac	For all-wheel-drive system in 5 Speed(SL40E)	1 pcs/1 car
A44	Citroen1.6T	201020280		Citroen1.6T		1 pcs/1 car
A45	Ford TF-80	201020281		Ford, Volvo6		1 pcs/1 car
A46	Ford Explorer	201020282		Ford Explorer		1 pcs/1 car
A47	VolvoV60	201020283		VolvoV60, CadillacXT-5		1 pcs/1 car
A48	Maserati6HP-26	201020284		Maserati		1 pcs/1 car
A49	Audi Q3	201020285		Audi Q3		1 pcs/1 car
A50	GEELY	201020286		GEELY GLEAGLE GX7/GC7, GeTecEC8, EngLon SC7		1 pcs/1 car
A51	Ford Kuga	201020287		Ford Kuga		1 pcs/1 car
A52	VolvoV60	201020288		Volvo XC60, XC90		1 pcs/1 car
A53	New Fit CVT	201020289		New Fit/CVT		1 pcs/1 car
A54	New Crown	201020290		New Crown		1 pcs/1 car

New version ATF adaptor 72pcs/set

No.	Name	Adapter No.	Photo	Applicable models	Gearbox Mode	Remark
A55	BMW X3 X1 3series	201020291		BMW X3 X1 3series Cadillac	GM6L45E	1 pcs/1 car
A56	09G	201020292		09G		1 pcs/1 car
A57	09G	201020293				1 pcs/1 car
A58	VolvoS80	201020294		VolvoS80		1 pcs/1 car
A59	Benz B200	201020295		Benz B200	Double Clutch	1 pcs/1 car
A60	MITSUBISHI	201020296		MITSUBISHI LancerEX		1 pcs/1 car
A61	New Regal Ford1.8 1.6 Cadillac Malibu	201020297		New Regal Ford1.8 1.6 Cadillac Malibu	6T40 45E 6T70E 6T75E	1 pcs/1 car
A62	BMW 525L1	201020298		BMW 525L1		1 pcs/1 car
A63	Audi	20102063		Audi Q5, Q7	6HP,8HP	1 pcs/1 car
A64	Chevrolet 6T	20102064		BUICK(LaCrosse,Regal,Excelle,E NCORE,Enclave, GL8) Chevrolet (Captive Cruze Malibu Epica)	6T40E 6T45E	Detach the independent connection on the left semi axle of heat dissipation oil pipe and operate next step 1 pcs/1 car
A65	Benz,HYUNDAI,Great Wall	20102065		Benz,HYUNDAI,GreatWall	Benz,HYUNDAI,GreatWall 4HP	1 pcs/1 car
A66	FORD	20102066		FORD		Disconnect the oil pipe in the radiator
A67	Old BMW X3	20102067		Old BMW X3		Disconnect the oil pipe in the radiator
A68	Volkswagen(SAGITAR, Lavida,CC)	20102068		Volkswagen(Bora,SAGITAR,Lav ida,Passat,SANTANA,Jetta,Tou ran) SKODA(Fabia,Octavia,Superb) BESTUN(B50,B70,B90,MPV) 09G	For All-wheel-drive system 6 speed	1 pcs/1 car
A69		2012069				
A70	BMW 5series	20102070		6HP CVT	6 speed	1 pcs/1 car
A71	A960E CVT	2012071		A960E CVT		Use with A57
A72	BMW6HP	2012072		BMW6HP		Disconnect the oil pipe in the radiator